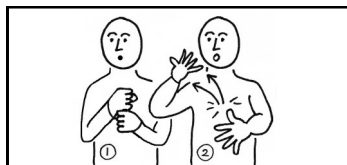


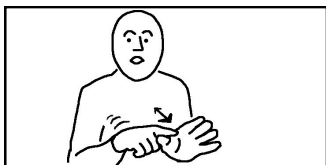
Colour



Target colours



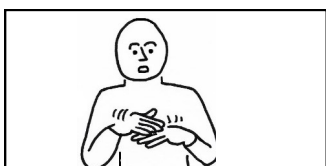
Gold




Or Yellow



Red



Blue



Black



White

Greetings




Hello



Bye




Good morning




Good afternoon



How are you?



Fine or Ok



Welcome



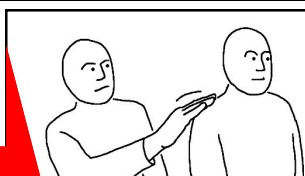
Thank you

Deaf Awareness Tips Safety Information




Important to remember when shouting 'FAST' Deaf archer will not hear you.


Touch and hold on the Deaf archer's shoulder until they respond or tapping on the shoulder or by waving.



Touch and hold the Deaf archer's shoulder. Say (STOP). Make sure they look at you to show they have understood.




You can get the Deaf archer's attention by tapping on their shoulder




To ask the Deaf archer to stop or wait use the natural gesture for stop (an open hand)


Deaf Awareness Tips Social Communication




Always get the Deaf archer's attention first and look at archer when talking.




Don't shout. Talk in a normal manner to a Deaf archer. Don't get too close.




Don't shout! They make sure you are facing a Deaf archer when speaking



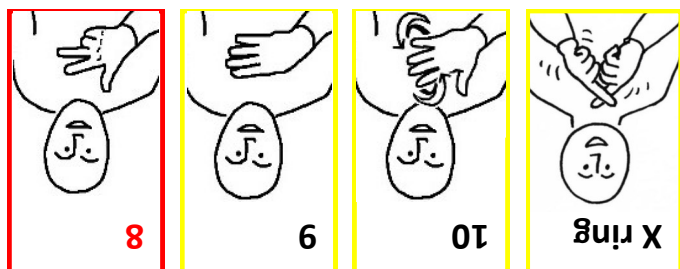
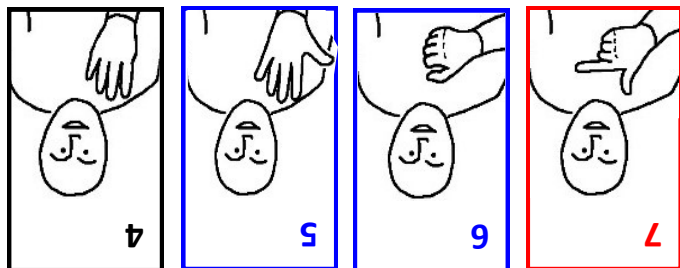
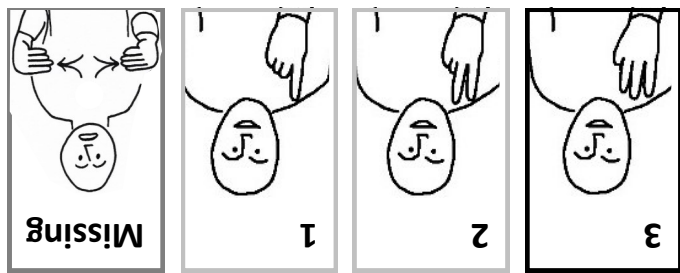
Be prepared to wave to a Deaf archer to get their attention.



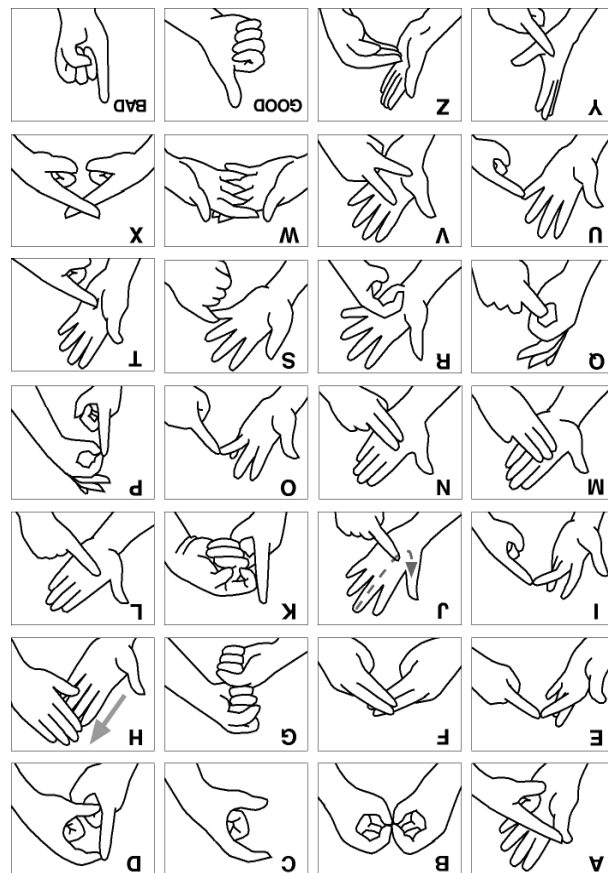
If you are stuck -write it down



Good Luck


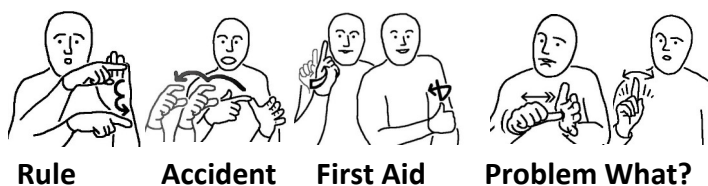



Target Number



Fingerspelling A-Z

Help sign?



Archery Terms in British Sign Language (BSL)

Pascal Johnson

