

Disabled Archery from a Judges Perspective.

Presented

By

Gary Bellamy on behalf of S.C.A.S

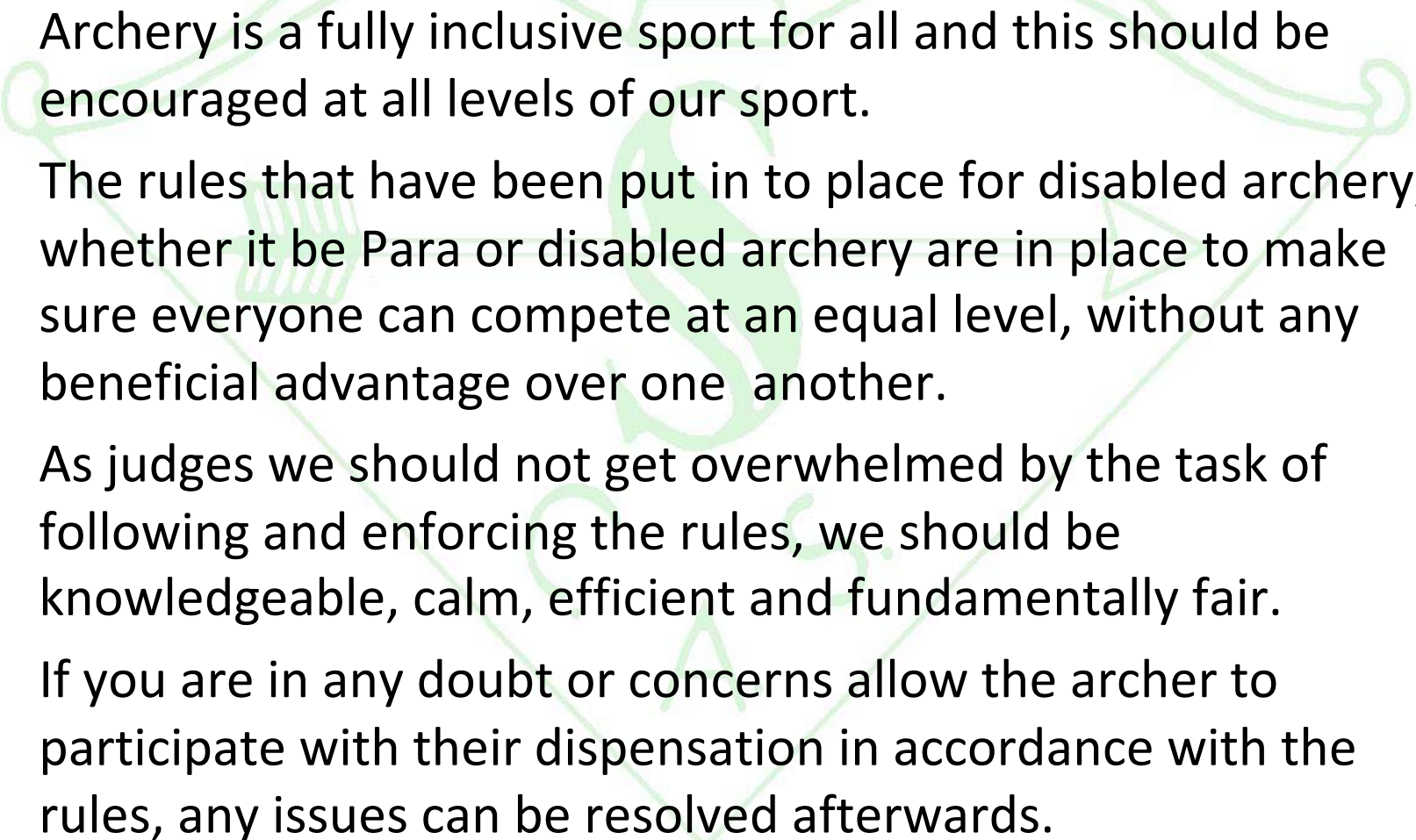


What are we as Judges looking for when dealing with archers with disabilities ?

Disabled Archery or Para Archery, is a vast subject as it covers all the general rules of archery and then the disability rules. As it is a vast subject I will be keeping to the basics for now, but if you have any questions throughout this presentation, please stop me and ask.



© Chris Santavy

- 
- Archery is a fully inclusive sport for all and this should be encouraged at all levels of our sport.
 - The rules that have been put in to place for disabled archery, whether it be Para or disabled archery are in place to make sure everyone can compete at an equal level, without any beneficial advantage over one another.
 - As judges we should not get overwhelmed by the task of following and enforcing the rules, we should be knowledgeable, calm, efficient and fundamentally fair.
 - If you are in any doubt or concerns allow the archer to participate with their dispensation in accordance with the rules, any issues can be resolved afterwards.

Archery GB Rules

1100 Policy. Disabled archers should be in a position to participate and compete to the best of their ability. If disabled archers are unable to comply with a Rule of Shooting then they will be allowed dispensation from that Rule and any reasonable adjustments necessary will be made. Any variations must be related to the needs and the safety of the person concerned.

Club and Non Record status Tournaments.

Archers can self declare a disability and use any variation of the Rules of Shooting, provided it is safe to shoot.

Evidence of disability should ONLY be sought under exceptional circumstances.

Record status Tournaments.

- An archer can still self declare a disability, but for automatic dispensation, must be seen to make compliance with the rule **Impractical.**
- Judges are not required to seek evidence from an archer of his/her disability, but do need to validate that an archer and equipment is in accordance with the rules.

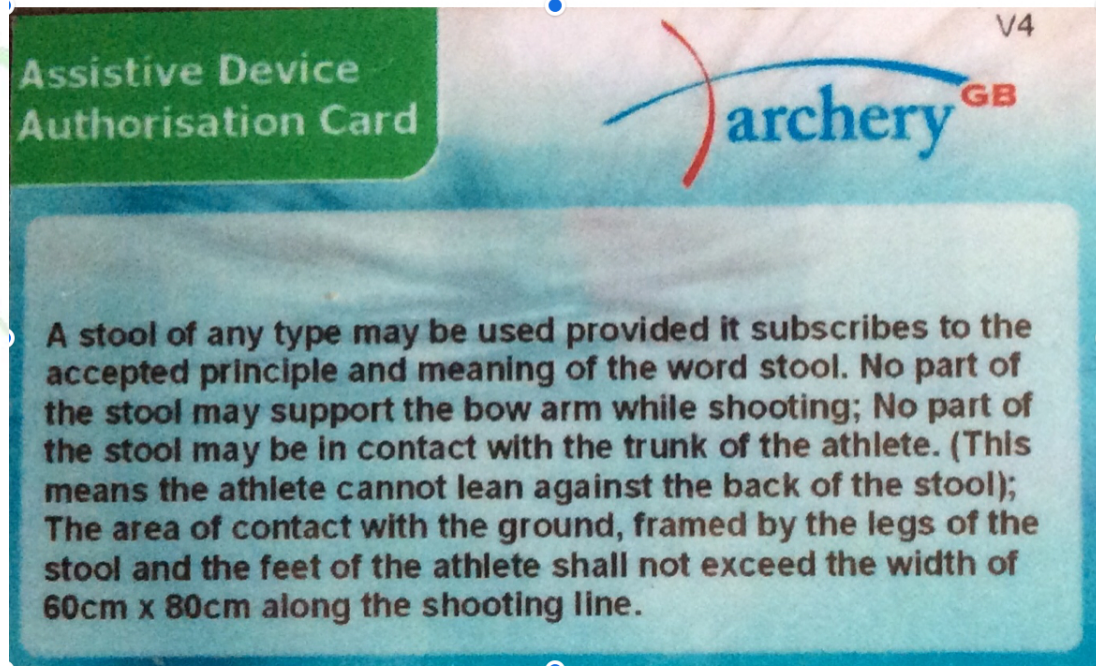
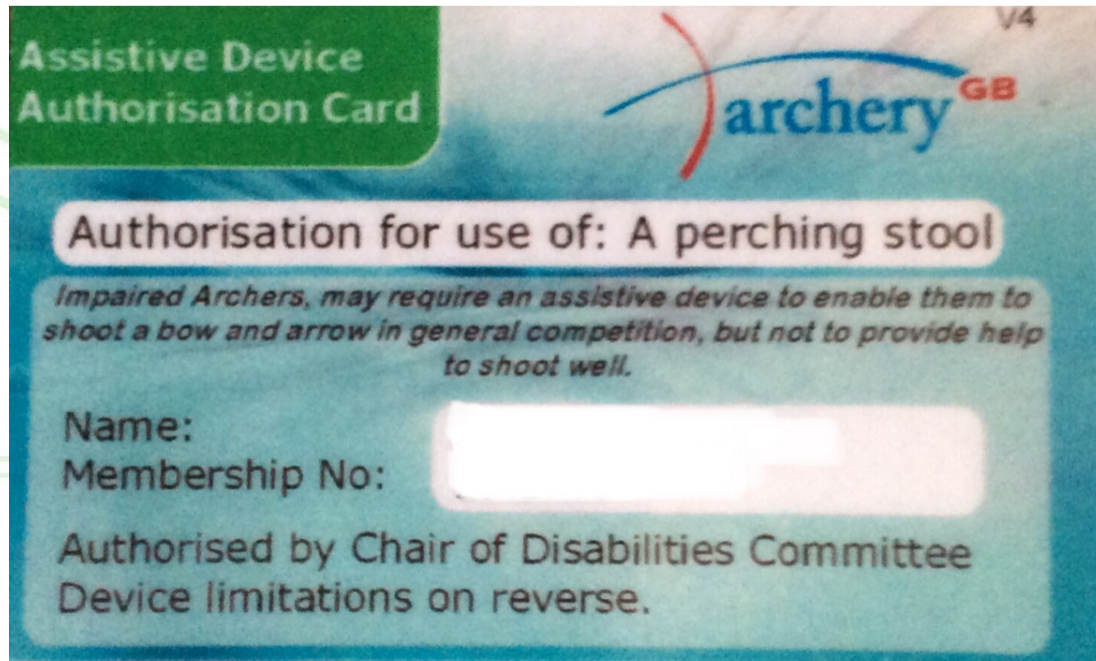
- Examples of documentation that can demonstrate eligibility.



Blue badge scheme

Check ownership and date !

- Examples of documentation that can demonstrate eligibility.

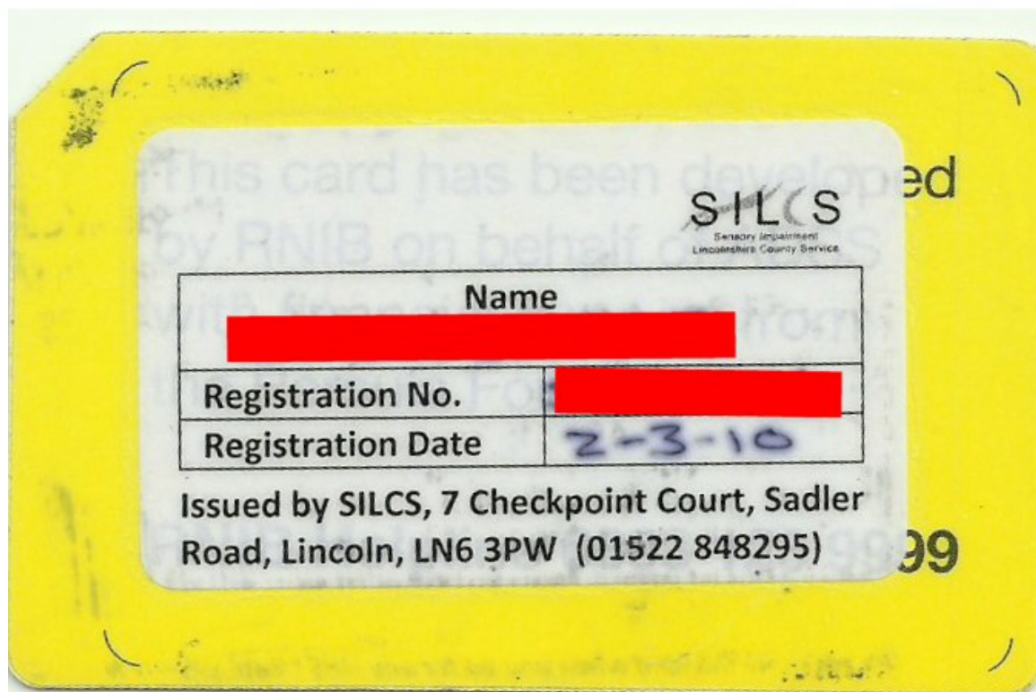


AGB dispensation card

Check ownership &
dispensation

AGB no longer issue
these, but still valid.

- Examples of documentation that can demonstrate eligibility.



Local Council
Sight
impairment
card

- Examples of documentation that can demonstrate eligibility.

NHS Visual impairment certificate

Certificate of Vision Impairment (CVI 2003)

Certificate of a Person as Sight Impaired / Partially Sighted or as Severely Sight Impaired / Blind

Royal United Hospital Bath **NHS**
NHS Trust
Eye Unit Outpatients,
Combe Park,
Bath BA1 3NG
Tel: 01225 824602

Copies in confidence to:

☐ Local council / Care trust

☒ Patient

☐ Patient's GP

☐ Hospital notes

☐ Epidemiological analysis (See current explanatory notes for instructions and address.)

Part 1: to be completed by a consultant ophthalmologist

A. Patient's details:

Title and Surname [REDACTED]

Other names [REDACTED]

Date of birth [REDACTED] Daytime Tel. [REDACTED]

Details of general practitioner

Name [REDACTED]

Address [REDACTED]

Tel. [REDACTED]

Details of local social services / agent

Name [REDACTED]

Address [REDACTED]

Tel. [REDACTED]

B. Visual function

Visual acuity (Snellen, LogMAR or functional assessment, e.g. hand movement or finger counting)	Right eye	Left eye
Unaided		
Best corrected	HM	HM
Best corrected with both eyes	HM	

Field of vision (Tick box if abnormal)	Low vision service (Tick one box)
Total loss of visual field	Has been assessed <input checked="" type="checkbox"/>
Extensive loss of visual field (including hemianopia)	To be assessed <input type="checkbox"/>
Primary loss of peripheral field	Not relevant or the patient does not want an assessment <input checked="" type="checkbox"/>
Primary loss of central field	

Does sight vary markedly in different light levels? ☒ Yes ☐ No

Page 1 of 6

- Examples of documentation that can demonstrate eligibility.



Your sight classification has
been assessed as:

B2

Date: 9th April 2018

Re-classification due: April 2020

Pure Offices, Plato Close, Tachbrook Park, Leamington Spa, CV34 6WE t. 01926 424247 e. info@britishblindsport.org.uk

www.britishblindsport.org.uk

Registered Charity Number: 1163092 Company Limited by Guarantee Number: 10009918

**BBS Sight
Classification**

- Examples of documentation that can demonstrate eligibility.

Current National Classification certificate. For Non Eligible archers and National classification archers. Check dispensation.

ASSISTIVE DEVICES

- | | |
|---|---|
| <input type="checkbox"/> wheelchair | <input type="checkbox"/> Stool / chair |
| <input type="checkbox"/> compound bow | <input type="checkbox"/> release aid |
| <input type="checkbox"/> bow bandaged | <input type="checkbox"/> assistant |
| <input type="checkbox"/> bow arm splint | <input type="checkbox"/> body support / strapping |
| <input type="checkbox"/> Prosthesis | <input type="checkbox"/> block |
| <input type="checkbox"/> No shoes | <input type="checkbox"/> Prescription back rest |
| <input type="checkbox"/> | <input type="checkbox"/> |
| <input type="checkbox"/> Recurve division | <input type="checkbox"/> Compound division |

CLASSIFICATION ACTUAL CLASS			
W1		W2	ST
Shooting review		Yes/no	Classifier initials
<u>Shooting</u>		<u>Class</u>	
W1	W2	ST	Not Eligible

Name of authorised classifiers (block capitals)

CLASSIFIER
signature

CLASSIFIER
signature

PROTEST

Date and time _____


Name of classifiers on protest jury _____

the following charges are upheld after protest

CLASSIFIER
signature

ATHLETE
signature

COMMENTS:



C	R
M / F	

FAMILY NAME _____

GIVEN NAME _____

BIRTHDATE _____

DATE ----/----/ ____

PLACE _____

ATHLETE
signature

- Examples of documentation that can demonstrate eligibility.

Name _____

HANDICAP CATEGORY

- ☐ Tetraplegia ☐ Amputee
☐ Paraplegia ☐ Les Autres
☐ Polio ☐ Cerebral Palsy
☐ Spina bifida

TETRA / PARA / POLIO / SPINA BIFIDA

Traumatic: ☐ yes ☐ no

(description motor level) _____

(description sensory level) _____

AMPUTATION

☐ congenital ☐ acquired

(describe level of amputation) _____

CEREBRAL PALSY

(describe type of cerebral palsy)

a) congenital _____

b) acquired / date / Details _____

LES AUTRES

(describe disability) _____

Bow Arm / String arm	R / L	Full R.O.M.	Muscle strength		Coordination / ROM	
			Bow	String a	Bow	String a
Shoulder	Flexion	80				
	Extension	45				
	Abduction	180				
	adduction	40				
	Int. rotation	80				
Elbow	Flexion	150				
	Extension	150				
Forearm	Supination	80				
	pronation	80				
Wrist	flexion	80				
	extension	70				
	Ulnar	40				
	Rad.	30				
Fingers	Flexion	90				
	Extension	45				
	Spread/Closin					
Thumb	Opposition					
	Extension					
TOTAL UPPER LIMBS						
Trunk	Up. Abdominal					
	Low. Abdominal					
	Up. Extensors					
	Low. Extensors					
	Rotation					
TOTAL TRUNK						
Legs and hip	Flexion	120				
	Extension	120				
	Abduction	45				
	Adduction	20				
	Internal rot	45				
	External rot	45				
Knee	Flexion	135				
	Extension	135				
Ankle	Dorsiflexion	20				
	Plantarflexion	45				
TOTAL LOWER LIMBS						

TRUNK BALANCE

- ☐ Normal ☐ Fair
☐ Poor ☐ None

STANDING BALANCE

- ☐ Normal ☐ Fair
☐ Poor ☐ None

COMMENTS

Point System

Range of Movement: 0 - No range of movement 1 - Minimal range of movement
2 - 1/4 movement 3 - 1/2 movement 4 - 3/4 movement 5 - Full range of movement

Muscular Strength: 0 - Total lack of voluntary contraction 1 - Trace, faint contraction without any movement 2 - Poor, contraction with very weak movement through full range of motion when gravity is eliminated 3 - Fair, contraction with movement through the complete joint range against gravity 4 - Good, contraction with full range of movement against gravity and some resistance 5 - Normal, contraction of normal strength through full range of motion against full resistance

Co-ordination, Spasticity, Athetosis, Ataxis: 0 - No functional movement at all 1 - Very minimal co-ordinative movement possible, non functional 2 - The sequence of movement is very difficult and can only be carried out very slowly and unco-ordinated and/or not more than 25% range of motion by fast repetition 3 - The movements can only be carried out slowly but roughly without faults and/or not more than 50% range of motion by fast repetition 4 - The movements are slightly unco-ordinated and/or not more than 75% range of motion by fast

- Examples of documentation that can demonstrate eligibility.

Old style classification form: Valid for RS & WRS at National events, NOT International, Check Dispensation.

ASSISTIVE DEVICES		CLASSIFICATION ACTUAL CLASS			PARA-ARCHERY	
<input type="checkbox"/> wheelchair	<input checked="" type="checkbox"/> Stool / chair	W1	<input checked="" type="checkbox"/> W2	ST		
<input type="checkbox"/> compound bow	<input type="checkbox"/> release aid					
<input type="checkbox"/> bow bandaged	<input type="checkbox"/> assistant	Shooting Review	Yes/ no	Classifier initials		
<input type="checkbox"/> bow arm splint	<input type="checkbox"/> body support / strapping	<u>Shooting</u>	<u>Class</u>			
<input type="checkbox"/> Prosthesis	<input type="checkbox"/> block	W1 W2	<input checked="" type="checkbox"/> ST			
<input type="checkbox"/> No shoes	<input type="checkbox"/> Prescription back rest	Name of authorised classifiers (block capitals)				
<input type="checkbox"/>	<input type="checkbox"/>	<u>JULIAN RETEEDGE</u>				
<input type="checkbox"/> Recurve division	<input checked="" type="checkbox"/> Compound division	<u>[Signature]</u>				
		CLASSIFIER signature	CLASSIFIER signature			
COMMENTS: <u>Review within 2 years time.</u>		PROTEST				
		Date and time _____				
		Name of classifiers on protest jury _____				
		the following charges are upheld after protest				
		CLASSIFIER signature				
		ATHLETE signature				
		PPS[C] <input checked="" type="checkbox"/> PRS[R] <input checked="" type="checkbox"/>				
		M/F <input checked="" type="checkbox"/>				
		FAMILY NAME <u>[Redacted]</u>				
		GIVEN NAME <u>[Redacted]</u>				
		BIRTHDATE <u>[Redacted]</u>				
		COUNTRY <u>England.</u>				
		DATE <u>25th June 2012</u>				
		PLACE <u>Stoke Mandeville</u>				
		ATHLETE signature <u>[Signature]</u>				

- Examples of documentation that can demonstrate eligibility.

Name [REDACTED]

HANDICAP CATEGORY

- ☐ Tetraplegia ☐ Amputee
☒ Paraplegia ☐ Les Autres
☐ Polio ☐ Cerebral Palsy.
☐ Spina bifida

TETRA / PARA / POLIO / SPINA BIFIDA

Traumatic: ☒ yes ☐ no

(description motor level) _____

(description sensory level) _____

*prolapse disc, L4-L5 Fusion.
Clauda Equenug Syndrom
Rt. foot drop.*

AMPUTATION

☐ congenital ☐ acquired

(describe level of amputation) _____

CEREBRAL PALSY

(describe type of cerebral palsy)

a) congenital _____

b) acquired / date / Details _____

LES AUTRES

(describe disability) _____

Bow Arm:	String arm:	Full R.O.M.	Muscle strength		Coordination / ROM	
			Bow L	String a/R	Bow	String a.
Shoulder	Flexion	80	5	5		
	Extension	45				
	Abduction	180				
	adduction	40				
	Int. rotation	80				
	Ext. rotation	60				
Elbow	Flexion	150				
	Extension	150				
Forearm	Supination	80				
	pronation	80				
Wrist	flexion	80				
	extension	70				
	Ulnar	40				
	Rad.	30				
Fingers	Flexion	90				
	Extension	45				
	Spread/Closin					
Thumb	Opposition					
	Extension					
TOTAL UPPER LIMBS						
	Low Abdomina	5				
	Up Extensors	5				
	Low Extensors	3+				
	Rotation	5				
	Lat. flexion	4				
TOTAL TRUNK			3			
Legs and hip	Flexion	120	3	3		
	Extension	120	1	2		
	Abduction	45	2	3		
	Adduction	20	2	2		
	Internal rot	45	1	2-		
	External rot	45	1	2-		
Knee	Flexion	135	1	1		
	Extension	135	3	3		
Ankle	Dorsiflexion	20	4	0		
	Plantarflexion	45	2	1		
TOTAL LOWER LIMBS			30	31		

TRUNK BALANCE

☒ Normal ☐ Fair
☐ Poor ☐ None

STANDING BALANCE

☐ Normal ☐ Fair
☐ Poor ☐ None

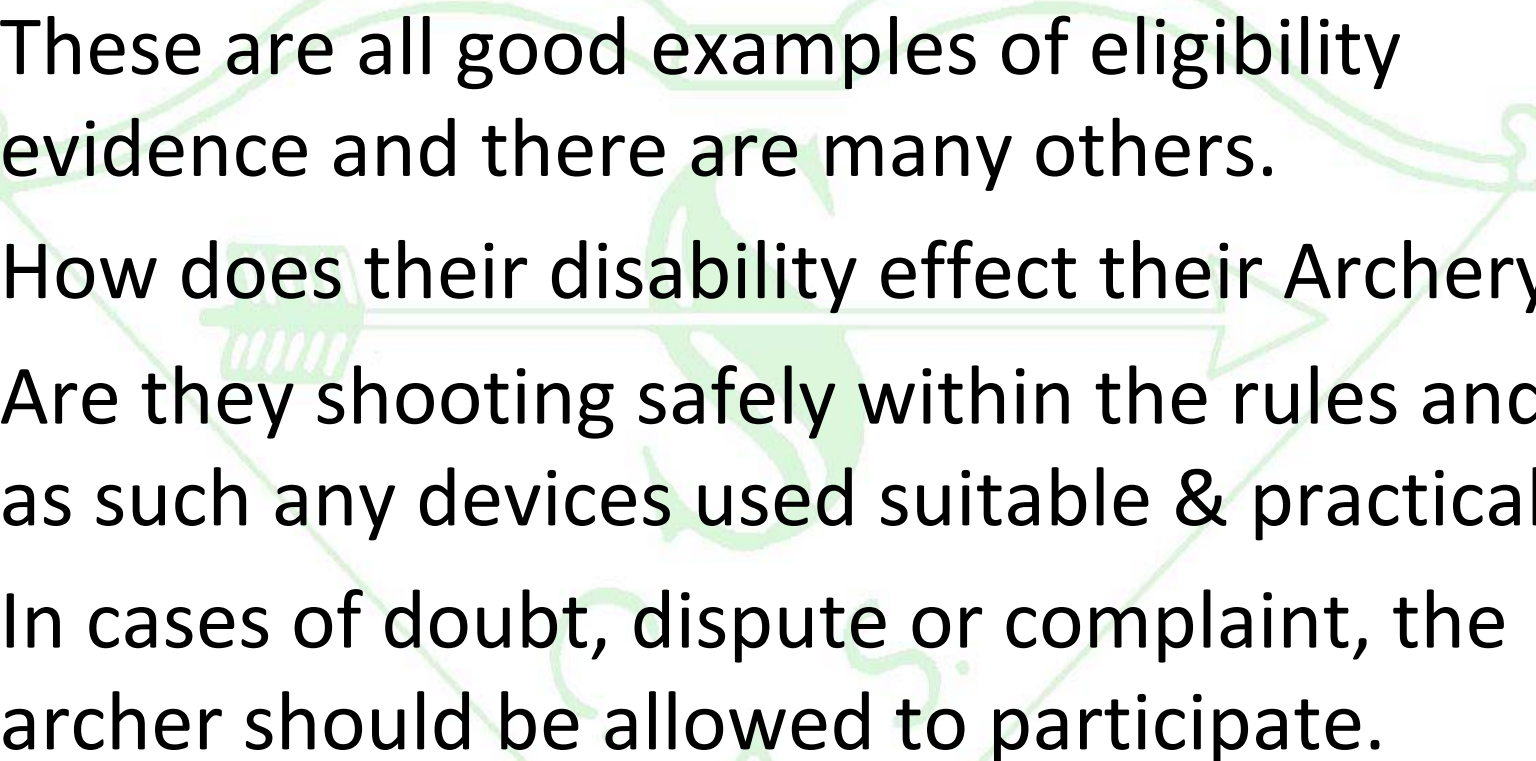
COMMENTS

Point System

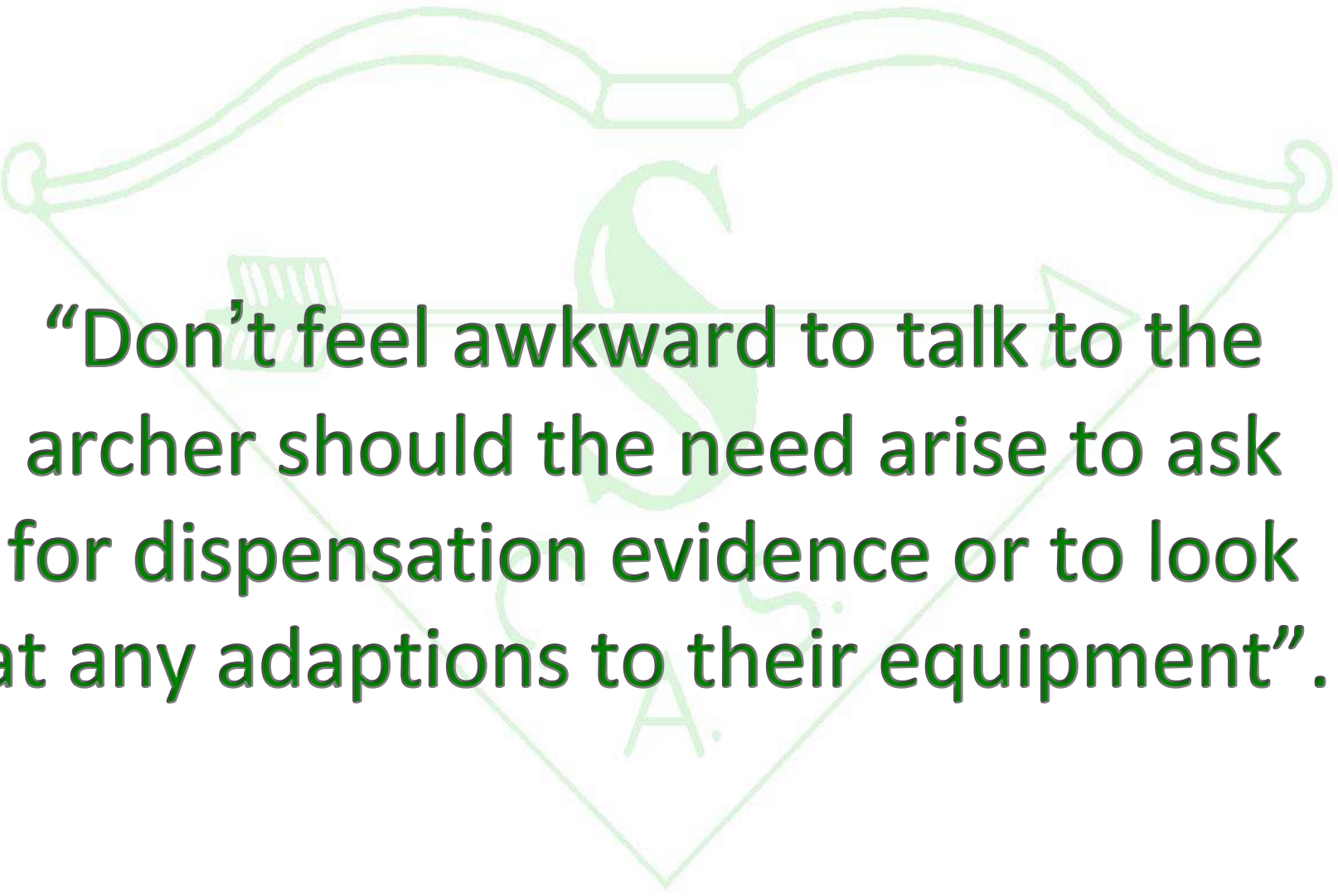
Range of Movement: 0 - No range of movement 1 - Minimal range of movement 2 - 1/4 movement 3 - 1/2 movement 4 - 3/4 movement 5 - Full range of movement

Muscular Strength: 0 - Total lack of voluntary contraction 1 - Trace, faint contraction without any movement 2 - Poor, contraction with very weak movement through full range of motion when gravity is eliminated 3 - Fair, contraction with movement through the complete joint range against gravity 4 - Good, contraction with full range of movement against gravity and some resistance 5 - Normal, contraction of normal strength through full range of motion against full resistance

Co-ordination, Spasticity, Athetosis, Ataxia: 0 - No functional movement at all 1 - Very minimal co-ordinative movement possible, non functional 2 - The sequence of movement is very difficult and can only be carried out very slowly and unco-ordinated and/or not more than 25% range of motion by fast repetition. 3 - The movements can only be carried out slowly but roughly without faults and/or not more than 50% range of motion by fast repetition. 4 - The movements are slightly unco-ord and/or not more than 75% range of motion by fast

- 
- These are all good examples of eligibility evidence and there are many others.
 - How does their disability effect their Archery ?
 - Are they shooting safely within the rules and as such any devices used suitable & practical.
 - In cases of doubt, dispute or complaint, the archer should be allowed to participate.

(Afterwards forward any concerns direct to AGB via the Record status paperwork).



“Don’t feel awkward to talk to the archer should the need arise to ask for dispensation evidence or to look at any adaption to their equipment”.

If an archer, disabled or not is claiming a dispensation, but do not have the correct evidence with them.

- Under Archery GB rules: They should be allowed to participate in the tournament with their dispensation claim and then afterwards pass your concerns on to AGB for clarification and or investigation.
- At World Archery events at National level: They should be allowed to participate in the tournament, their score can be used in the competition, records, ranking lists, target awards (but could be subject to investigation and reversal if found not to be within the rules, they should also be allowed to participate in any H2H's .
- Under World Archery rules at International level: An archer MUST have a classification, if they want a dispensation.
(At our club, county, RS and WRS level we should be encouraging more participation in the sport, using the rules given to us to officiate at in a fair, knowledgeable manner)

- When a disabled archer is progressing their archery and wish to shoot at higher levels they should get classified, if they require dispensation.
- We have a classifier within SCAS, she is based with BWAA at Stoke Mandeville. (details can be passed on)

- **Eligible Classification injury types include: (must be a permanent disability)**

Impaired muscle power, Impaired passive range of movement, Loss of limb or limb deficiency, Hypertonia, Ataxia and Visual Impairments

- **Non Eligible Classification injury types include: (must be a permanent disability)**

Pain , Low Muscle tone, Hyper mobility of joints, Joint instability, (such as unstable shoulder joint or recurrent dislocation),

Impaired motor reflex functions, Impaired muscle endurance, Impaired cardiovascular or respiratory functions, Impaired metabolic functions, Tics and mannerisms, stereotypes and motor perseveration

AGB & WA Classifications:

OPEN (formally ST (standing) and W2) Athletes may have impairment in the legs and use a wheelchair or have a balance impairment and shoot standing or resting on a stool. Open category athletes may shoot in recurve or compound competitions.

(Athletes using a stool must have feet on the ground, where as Wheelchair athletes must have feet on the chair).

- **W1:** W1 Athletes may have impairment in the legs and make use of a wheelchair. W1 athletes may shoot either a recurve or compound bow modified from standard rules, do not have separate competitions for the two disciplines (feet must be on chair)
- **NE:** Non Eligible (National level only)
- **Visual Impaired Classifications:**
- **V1:** This category encompasses no light perception in either eye to light perception, but inability to recognise shapes at any distance or in any direction
- **V2 & V3:** Both of these categories involve a low level of usable partial vision, those in this V3 category will be able to see more than those in the V2 category. V3 is the highest category used for International and Paralympic sport.

- Examples of documentation that can demonstrate eligibility.

Current WA International classification certificate: Current Version Check Dispensation



PARA - ARCHERY CLASSIFICATION FORM



Confirmed status (PCS)
male

FAMILY NAME: [REDACTED]
GIVEN NAME: [REDACTED]
BIRTHDATE: 28 [REDACTED] 1967
ADDRESS: [REDACTED]

COUNTRY: Great Britain

DATE OF CLASSIFICATION:
5 February 2014

PLACE OF CLASSIFICATION:
Lilleshall

ATHLETE'S SIGNATURE: [Signature]

ASSISTIVE DEVICES
stool

COMMENTS

CLASSIFICATION ACTUAL CLASS
ST

SHOOTING CLASS: open compound

Name of authorised classifiers (block capitals):
Kim Fong Pang

[Signature]
CLASSIFIER
signature

Didier Grasperger

[Signature]
CLASSIFIER
signature

PROTEST	
Date and time of protest:	
Name of classifiers on protest jury:	
The following charges are upheld after protest:	
CLASSIFIER signature	CLASSIFIER signature

- Examples of documentation that can demonstrate eligibility.

Name **[REDACTED]**

HANDICAP CATEGORY

Para

TETRA / PARA / POLIO / SPINA

Traumatic:

description motor level:

cauda equina syndrome

description sensory level:

numbness in both lower limbs

AMPUTATION

describe level of amputation:

CEREBRAL PALSY

describe type of cerebral palsy:

LES AUTRES

describe disability:

TRUNK BALANCE

normal

STANDING BALANCE

fair

COMMENTS

pain in lower back during classification.
Functional reach test 18cm

Point System

Range of Movement: 0 - No range of movement 1 - Minimal range of movement 2 - 1/4 movement 3 - 1/2 movement 4 - 3/4 movement 5 - Full range of movement

Muscular Strength: 0 - Total lack of voluntary contraction 1 - Trace, faint contraction without any movement 2 - Poor, contraction with very weak movement through full range of motion when gravity is eliminated 3 - Fair, contraction with movement through the complete joint range against gravity 4 - Good, contraction with full range of movement against gravity and some resistance 5 - Normal, contraction of normal strength through full range of motion against full resistance


Co-ordination, Spasticity, Athetosis, Ataxia: 0 - No functional movement at all 1 - Very minimal co-ordinative movement possible, non functional 2 - The sequence of movement is very difficult and can only be carried out very slowly and uncoordinated and/or not more than 25% range of motion by fast repetition. 3 - The movements can only be carried out slowly but roughly without faults and/or not more than 50% range of motion by fast repetition. 4 - The movements are slightly uncoordinated and/or not more than 75% range of motion by fast

Left Right	bow string	Full R.O.M	Muscle strength		ROM	
			Left	Right	Left	Right
Shoulder	Flexion	170	5	5		
	Extension	40	5	5		
	Abduction	180	5	5		
	Adduction	40	5	5		
	Int. Rotation	70	5	5		
Elbow	Ext. Rotation	70	5	5		
	Flexion	150	5	5		
Forearm	Extension	10	5	5		
	Supination	90	5	5		
Wrist	Pronation	90	5	5		
	Flexion	50	5	5		
	Extension	60	5	5		
	Ulnar	40	5	5		
Fingers	Rad.	30	5	5		
	Flexion	90	5	5		
	Extension	10	5	5		
Thumb	Spread/Closin		5	5		
	Opposition		5			
	Extension		5			
TOTAL UPPER LIMBS			95	85	0	0
Trunk	Up.Abdominal		5			
	Low.Abdominal		5			
	Up.Extensors		5			
	Low.Extensors		4			
	Rotation	60	5	5		
	Lat.Flexion		5	5		
TOTAL TRUNK				39		0
Legs and hip	Flexion	130	3	3		
	Extension	10	4	4		
	Abduction	40	5	5		
	Adduction	30	3	5		
	Int. Rotation	40	4	4		
Knee	Ext. Rotation	50	4	4		
	Flexion	150	4	5		
Ankle	Extension	5	4	5		
	Dorsiflexion	30	2	2		
	Plantarflexion	50	2	2		
TOTAL LOWER LIMBS			35	39	0	0
UPPER LIMBS loss: 0			TOTAL LOSS: 320 - 27			
LOWER LIMBS loss: 26			293			
TRUNK loss: 1						

- Examples of documentation that can demonstrate eligibility.

WA VI International Classification: Current version

PARA - ARCHERY VISUALLY IMPAIRED CLASSIFICATION FORM



Confirmed/Review Status
female

Review status (PRS)

FAMILY NAME: [REDACTED]
GIVEN NAME: [REDACTED]
BIRTHDATE: [REDACTED]
ADDRESS: [REDACTED]
COUNTRY: GRB

DATE OF CLASSIFICATION:

27 February

2016

PLACE OF CLASSIFICATION:

Nantes, France

ATHLETE'S SIGNATURE:

ASSISTIVE DEVICES APPROVED

COMMENTS

VI CLASSIFICATION CLASS

B2 REVIEW 2018

Name of authorised classifiers (block capitals):

ROKIAH OMAR

CLASSIFIER
signature

JULIUS KIPKEMBOI RONO

CLASSIFIER
signature

PROTEST

Date and time of protest:

Name of classifiers on protest jury:

The following charges are upheld after protest:

CLASSIFIER
signature

CLASSIFIER
signature

(insert photo of special device)

World Archery Rules

World Record status Tournaments National and International events inc (Para).

Under World Archery rules, an archer **MUST** have a classification, if they want a dispensation.

For National events this need to be a National classification, issued by a classifier from the same country.

For International events this need to be issued by two classifiers from different nations from each other and the archer.

There is a classification for Non Eligible archers, this is where the archer does not meet the standard for international competition, their paperwork will allow the use of a stool etc

Equipment Inspections

General Shooting Equipment (bows & arrows) is the same for all archers except for W1 archers, including VI archers who are also W1 archers.

Classifications and dispensations are part of the archers equipment inspection.

W1 Archers: **Peak draw weight of bow is under 45lbs**
No peep sight or scope is allowed
No leveling device
Release aids are permitted

VI Archers: **shooting with a visual sight, can modify it, including adding magnification. (45lb limit to VI compound bows)**

W1 Archers use a full 80cm 10 ring face for ranking rounds and H2H's whilst Open compound and match play ,the 6 ring 80cm face is to be used (only in Para specific events) because results are normally recorded by classifications.

• Equipment Inspections

Wheelchairs:

A wheelchair of any type provided it has 4 wheels and conforms to the term a wheelchair (anti roll device is allowed)

***The wheelchair should not exceed 1.25m in length, including archers feet.**

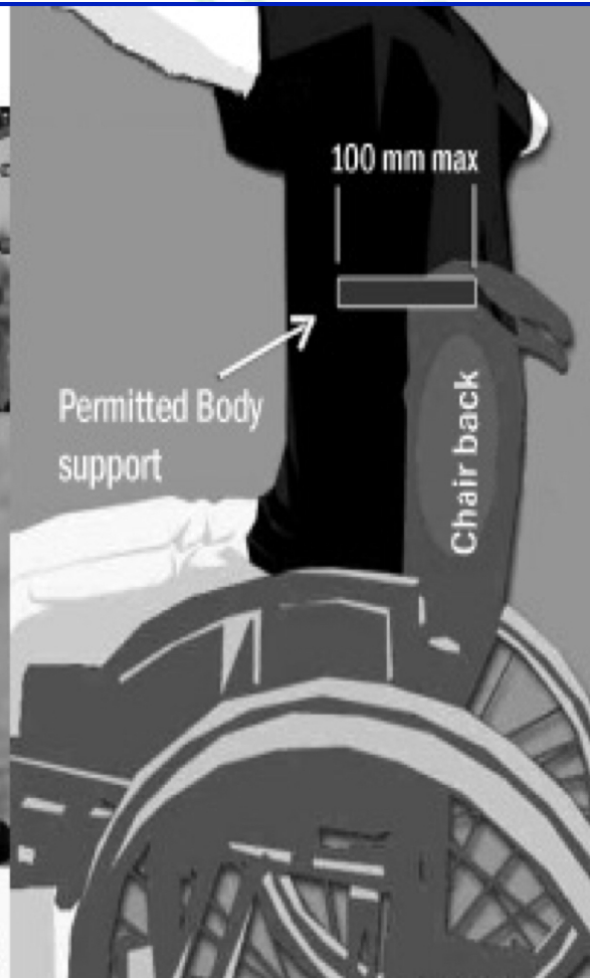
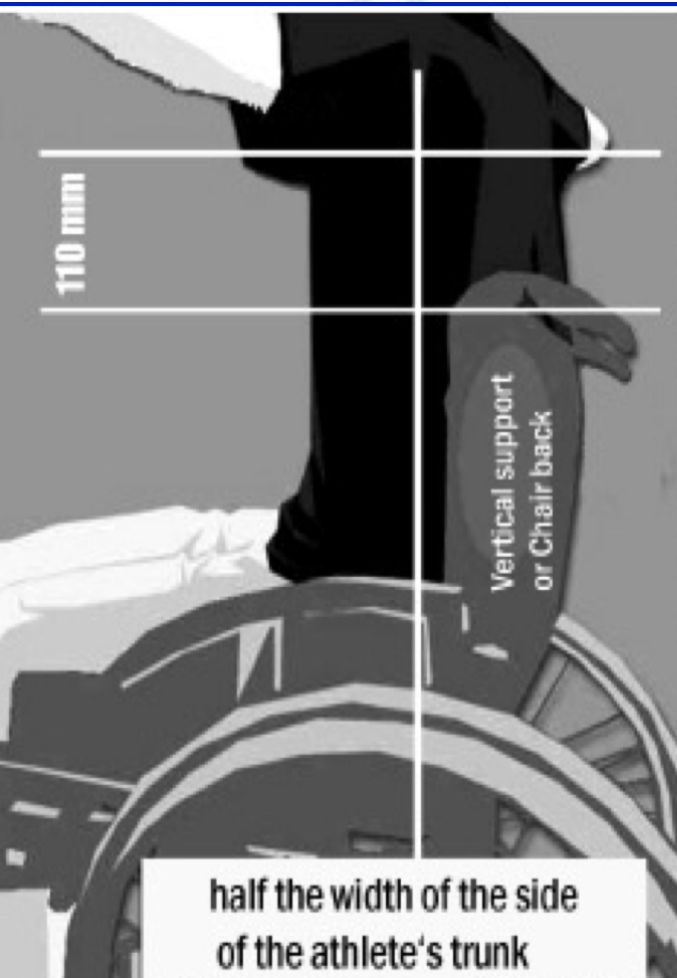
***No part of the wheelchair should support the archers bow arm whilst shooting at any distance.**

***The sides of the back support of the chair may NOT be further forward than half the width of the archers body on both sides.**

***The body support protruding forward from the main vertical frame of the chair, shall not be longer 100mm and shall be at least 110mm below the archers armpit.**

***All parts of the chair shall be at least 110mm below the archers armpit whilst shooting, at any distance.**

Equipment Inspections



Equipment Inspections



Shooting stools: Any stool of any type can be used as long as in principle it conforms to the meaning of the word stool.

- * No part of the stool can support the bow arm whilst shooting**
- No part can be in contact with the archers trunk (no back on the stool for the archer to lean back onto)**
- The area of the stools framed legs and archers feet must not exceed 60cm x 80cm along the shooting line.**

Equipment Inspections

Permitted body supports:

- **Only W1 archers are allowed to use both a protrusion and strapping at the same time. They may use as much support/strapping to maintain body stability as long as none of the support or strapping is giving support to the bow arm whilst shooting.**
- **Other archers, only when their International classification card allows, may have a single strap, no wider than 5cm at any point and ONLY on the horizontal plane and wound only once around the torso.**
- **Some wheelchair archers may have leg strappings and only if authorised and noted on their International classification card.**

Release aids:

- * **Any release aid may be used and may be attached to the wrist, elbow or shoulder or even held in the mouth and may also be permanently attached to the string. No release aids may be used in the Recurve open class, except mouth Tabs.**

Head to Heads (H2H's)

During H2H stages a VI archers don't move from their position on the shooting line.

At WRS shoots (non Para), Para archers should be treated as other archers and should move during the stages of H2H's, just give them plenty of time to re-locate.

At WRS Para events (such as the BWAA Champs and Disability Champs the archers have 30 seconds per arrow if taking part in individual alternating H2H.

Ties: If there is a W1 tie and both reshoot a 10, then they re-shoot the tie again, whereas Open compound re-shoot if both shoot an X. This is easy to confuse as most W1's shoot compound and shoot at 50m, so it is easy to apply the wrong tie rule.

Visually Impaired (VI)

A VI Para archer is one with visual impairments. There are two divisions that are allowed :

- **VI V1 athletes wear a blind fold (Should be worn whilst before entering the tournament field of play).**
- **• VI V2/3 who do not wear blindfolds.**
- **These Para archers must be classified by an International Blind Sport Association (IBSA) Classifier nominated by the International Blind Sports Association for International Classification or BBS (British Blind Sports) for National Classification.**
- **These archers are tested for visual acuity only.**
- **Visually Impaired archers must apply to World Archery for classification by using the specific Medical Intake form which can be accessed via the World Archery website.**
- **Visually impaired archers are allowed assistive devices such as blindfolds, tactile sights and an assistant or a coach.**

VI Rules

A VI archer using a tactile sight will shoot an extra end of sighting arrows at the initial distance, unless they opt not to.

For all rounds that have a change of distance of the target, a VI archer using a tactile sight will shoot an end of sighting arrows at each distance change, unless they opt not to.

A VI archer using a tactile sight will shoot a complete end of 6 arrows before retiring from the shooting line.

Adjustment of the tactile sights and foot pegs by the archer or a 3rd party can happen during sighting arrow ends and also between shooting ends.

A VI archer is permitted a spotter, who are allowed to stand 1m behind the archer and give basic instructions to the fall of each arrow, but must not be a disturbance to other archers.

A VI archer with a spotter, may only approach the target accompanied by their spotter.

Equipment Inspections

VI Equipment:

Sights: The dimension is allowed to be a max of 2cm.

A WA compliant sight is no more than 2cm, under AGB rules there is no limit to size.

AGB

At no point can the sight be used as a resting device

The sighting stand must not represent a hazard to others

One set up the sight can be left in position until the end of the tournament

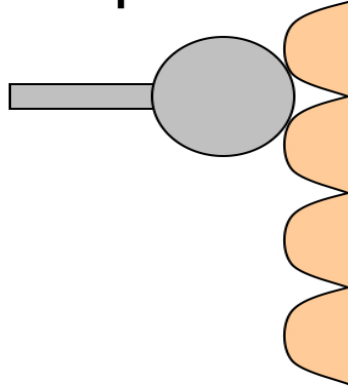
WA 2cm

The tactile sight must be able to be adjusted by the archer without moving from the shooting line.

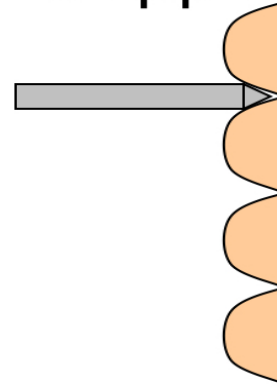


Importance of contact point size

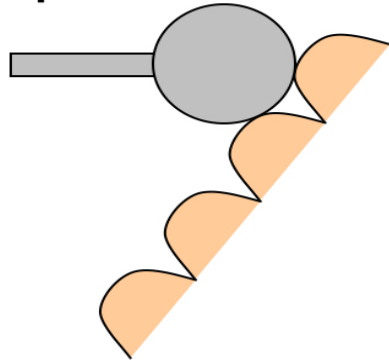
No support possible.



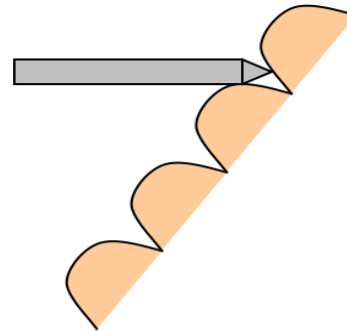
Possible support?



No support possible.



Possible support?






Equipment Inspections

Foot Locators:

The total width of the stand/foot locator shall not be more than 80cm

The maximum depth of the functional part of the foot locator in contact with the archer shall not be more than 6cm.

There should be a space of not more than 90cm between each tactile stand (measured from the nearest point on each stand)









Thank you for giving me the opportunity to talk about Disabled archery from a Judges point of view, I hope you have learned something new from this, I most certainly have.

You will have quite likely noted there are many points missing, such as field layout (lane spaces) this would have been checked during range checks.

Different issues, Prosthetics, Splints, leg blocks, bandages, different VI categories and their rules (Blindfolds) etc.

These are the main issues you may encounter but there are many more and as more people are taking up disabled and Para archery the rules are evolving to suit more frequently.

****The main focus for this presentation, if you do not know the archer in question, your unsure, ask to see their dispensation and equipment, they will not mind, in fact most have found they will welcome it and will go through it with you****

If you have any concerns or further questions, please do not hesitate to ask.

Please contact either:

SCAS Disabilities Liaison Officer:

disability@scasarchery.org.uk

Or

Karen Hodgkiss at AGB.

karen.hodgkiss@archerygb.org